

May, 2022

Dear Parents/Guardians,

The attached math enrichment packet is meant to provide your child with a review of material she learned in *First Grade*. Your daughter is expected to turn the completed packet into Mrs. Barker (2nd grade) on the first day of the 2022-2023 school year. Please encourage your child to schedule time throughout the summer to work on the packet. Do not wait until the end of summer to begin.

Reminders for your child:

- Read and follow all directions
- Show work for ANY/ALL problems to receive full credit. This paper will be submitted with the completed packet.

Have a great summer!

Mrs. Beth Barker

No Doubles, No Problem

Write a doubles fact for each sum if you can.
Mark an X on the addition sentence if you cannot make a doubles fact.


1. $\underline{\quad} + \underline{\quad} = 2$	2. $\underline{\quad} + \underline{\quad} = 5$
3. $\underline{\quad} + \underline{\quad} = 10$	4. $\underline{\quad} + \underline{\quad} = 11$
5. $\underline{\quad} + \underline{\quad} = 9$	6. $\underline{\quad} + \underline{\quad} = 6$
7. $\underline{\quad} + \underline{\quad} = 4$	8. $\underline{\quad} + \underline{\quad} = 7$
9. $\underline{\quad} + \underline{\quad} = 13$	10. $\underline{\quad} + \underline{\quad} = 8$



Writing and Reasoning Draw ○ to show why you cannot make a doubles fact for Exercise 2.

Domino Addition

Circle four dominoes. Write the addition sentences for them.



1. <input type="text"/> + <input type="text"/> = <input type="text"/>	2. <input type="text"/> + <input type="text"/> = <input type="text"/>
3. <input type="text"/> + <input type="text"/> = <input type="text"/>	4. <input type="text"/> + <input type="text"/> = <input type="text"/>



Writing and Reasoning Can you use doubles to help you find any of the sums? Explain.

Fact Balloons

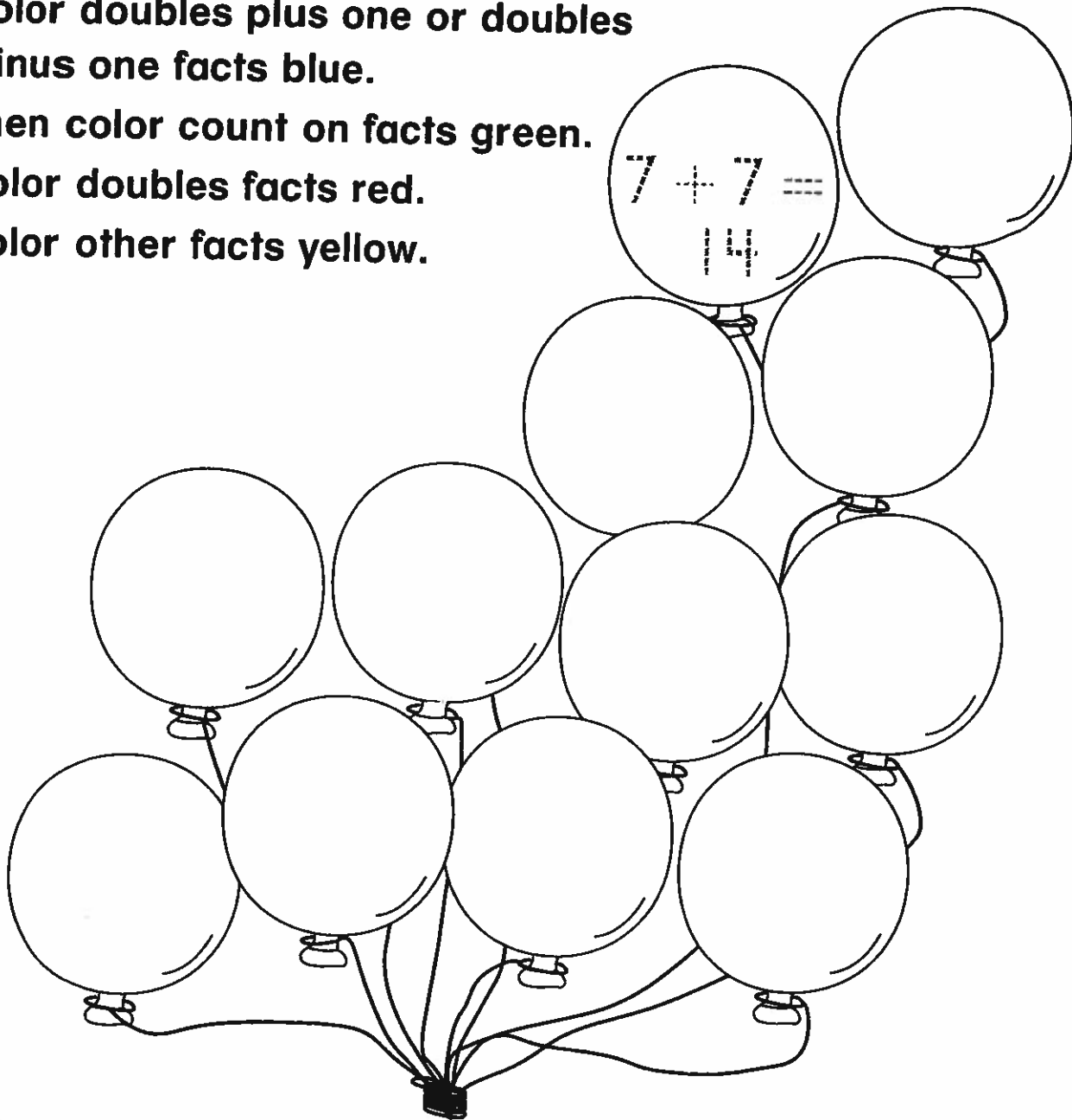
Write an addition fact in each balloon.

Color doubles plus one or doubles minus one facts blue.

Then color count on facts green.

Color doubles facts red.

Color other facts yellow.



Writing and Reasoning How did you decide what fact to write in each balloon? Explain.

Tens on the Table

Complete the table. Write two different ways to make a ten. Find the sum.

1. $5 + 7$	$\begin{array}{c} \underline{\quad} + \underline{\quad} + \underline{\quad} \\ \diagdown \quad \diagup \\ 10 \end{array}$	$\begin{array}{c} \underline{\quad} + \underline{\quad} + \underline{\quad} \\ \diagdown \quad \diagup \\ 10 \end{array}$	
2. $7 + 6$	$\begin{array}{c} \underline{\quad} + \underline{\quad} + \underline{\quad} \\ \diagdown \quad \diagup \\ 10 \end{array}$	$\begin{array}{c} \underline{\quad} + \underline{\quad} + \underline{\quad} \\ \diagdown \quad \diagup \\ 10 \end{array}$	
3. $6 + 8$	$\begin{array}{c} \underline{\quad} + \underline{\quad} + \underline{\quad} \\ \diagdown \quad \diagup \\ 10 \end{array}$	$\begin{array}{c} \underline{\quad} + \underline{\quad} + \underline{\quad} \\ \diagdown \quad \diagup \\ 10 \end{array}$	
4. $7 + 8$	$\begin{array}{c} \underline{\quad} + \underline{\quad} + \underline{\quad} \\ \diagdown \quad \diagup \\ 10 \end{array}$	$\begin{array}{c} \underline{\quad} + \underline{\quad} + \underline{\quad} \\ \diagdown \quad \diagup \\ 10 \end{array}$	
5. $9 + 7$	$\begin{array}{c} \underline{\quad} + \underline{\quad} + \underline{\quad} \\ \diagdown \quad \diagup \\ 10 \end{array}$	$\begin{array}{c} \underline{\quad} + \underline{\quad} + \underline{\quad} \\ \diagdown \quad \diagup \\ 10 \end{array}$	



Writing and Reasoning What do you notice in the last column? Explain.

What Four?

Solve. Draw a picture.

1. Lance sees 3 birds in the nest. Dustin sees 2 birds on a branch. Will sees 4 birds on the ground. Luisa sees 5 birds in the sky. How many birds do they see?	____ birds
2. Juan eats 3 berries. Shayla eats 7 berries. Joseph eats 6 berries. Sara eats 3 berries. How many berries do they eat?	____ berries
3. Four friends buy 17 books. Mateo buys 6 books. Lucy buys 4 books. Cara buys 2 books. How many books does Li buy?	____ books



Writing and Reasoning Explain how you added each number in Exercise 3.

Break-Apart Match


Draw a line to match the subtraction.
Then match the difference.

1.	$12 - 5$	$13 - 3 = 10$ $10 - 2 = ?$	9
2.	$13 - 6$	$12 - 2 = 10$ $10 - 3 = ?$	8
3.	$13 - 5$	$12 - 2 = 10$ $10 - 5 = ?$	5
4.	$12 - 7$	$13 - 3 = 10$ $10 - 3 = ?$	7



Writing and Reasoning Explain how you matched the fact for Exercise 4.

Missing Numbers

Choose a number to complete the story.
Solve. Use  to help you.

1. Macy has 8 markers. She loses

3 markers. How many
markers does she have left?



$$8 - \frac{3}{5} = \frac{5}{\quad} \text{ markers}$$

2. There are 15 balloons. _____ balloons
are green. The rest are purple.
How many balloons are purple?



$$15 - \underline{\quad} = \underline{\quad}$$

_____ purple balloons

3. Al has _____ books. He gives
away 3 books. How many
books does he have left?



$$\underline{\quad} - 3 = \underline{\quad}$$

_____ books

4. There are 9 big fish. There are _____
small fish. How many more big fish
are there than small fish?



$$9 - \underline{\quad} = \underline{\quad}$$

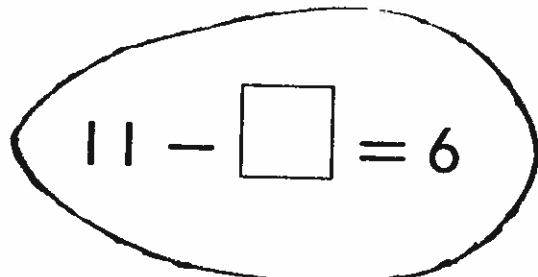
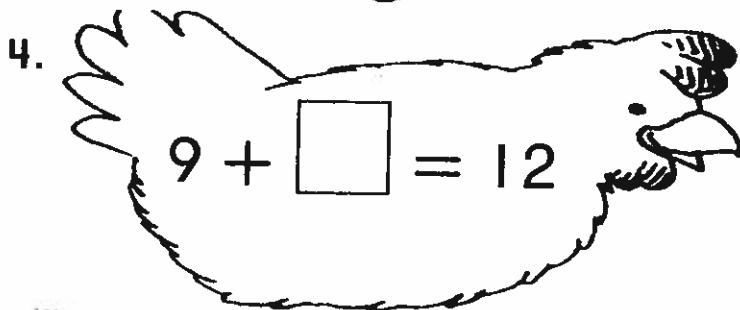
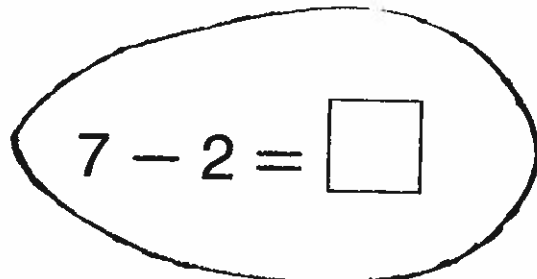
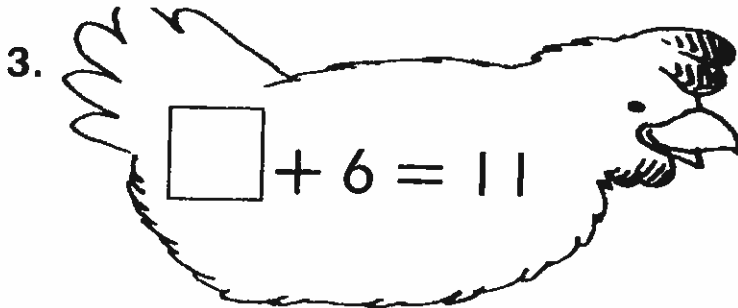
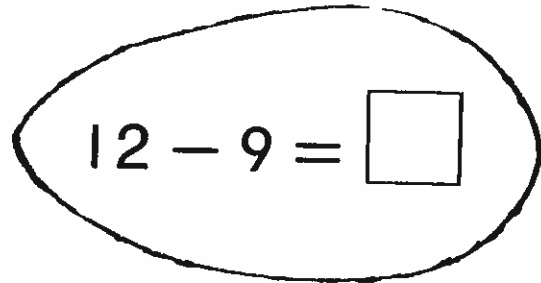
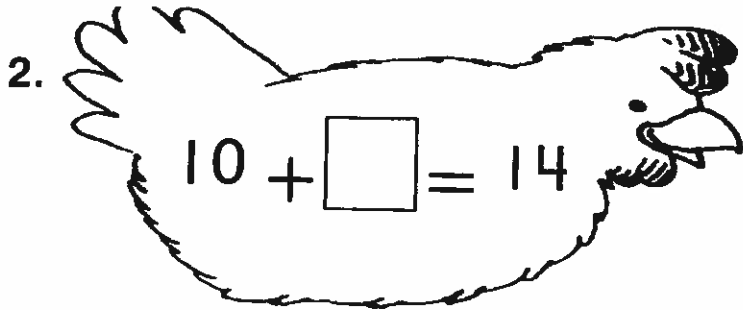
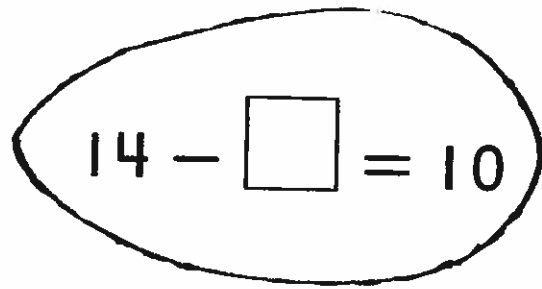
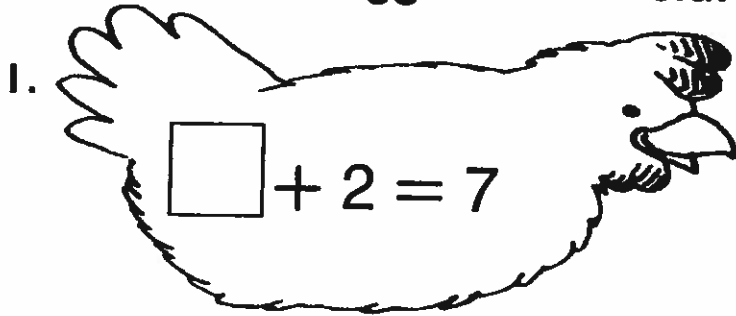
_____ more big fish



Writing and Reasoning What number of
books can Al **not** have in Exercise 3? Explain.

Chicken and Egg Match

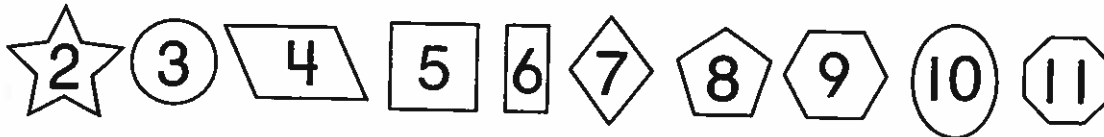
Write the missing numbers. Match each chicken to the egg with the related fact.



Writing and Reasoning Write a third related number sentence for each pair above.

Code Facts

List all the ways to make the numbers using the code shapes shown here.



1.



_____	+	_____	=	□
_____	+	_____	=	□
_____	+	_____	=	□
_____	-	_____	=	□
_____	-	_____	=	□
_____	-	_____	=	□
_____	-	_____	=	□

2.



_____	+	_____	=	○
_____	+	_____	=	○
_____	+	_____	=	○
_____	+	_____	=	○
_____	+	_____	=	○
_____	+	_____	=	○
_____	+	_____	=	○



Writing and Reasoning Choose another number. Use the code to write all the ways to make that number.

Name _____

What Is Missing?

Write the missing numbers
in the Counting Chart.


1	2	3	4	5	6	7	8	9	10
	12	13	14	15	16	17	18	19	20
21			24	25	26			29	30
31	32	33		35		37	38		40
		43	44		46	47	48		50
	52	53	54	55	56	57			60
61			64	65	66	67		69	70
71	72		74	75	76			79	80
81	82	83		85		87	88	89	90
91	92	93	94		96	97	98	99	
	102	103	104	105	106	107	108	109	110
111	112	113	114			117	118	119	



Writing and Reasoning How did you know the number to write after 119?

Draw Ten and Some More

1. Draw twelve . Circle ten.




Write how many tens and ones. Write the number.

 1 ten 2 ones
 12

2. Draw fourteen . Circle ten.

Write how many tens and ones. Write the number.

_____ ten _____ ones

3. Choose a different number from ten to nineteen. Draw that many . Circle ten.

Write how many tens and ones. Write the number.

_____ ten _____ ones


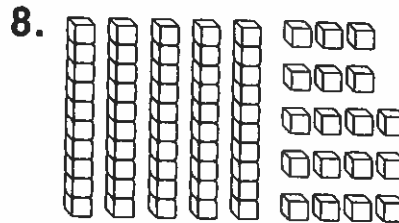
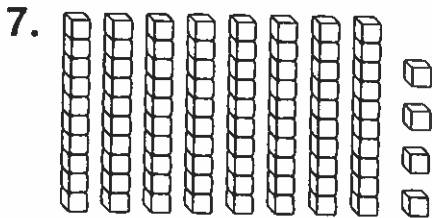
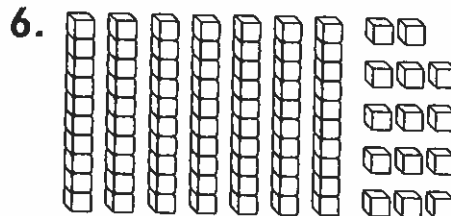
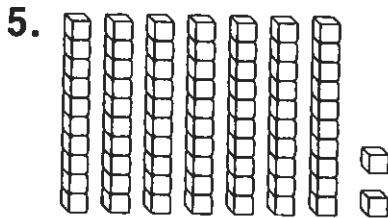
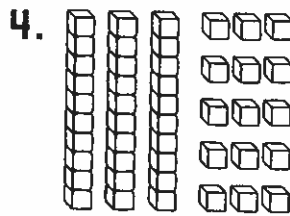
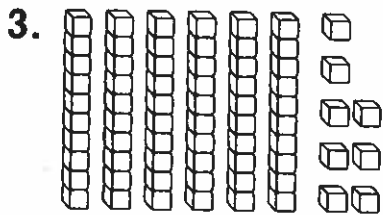
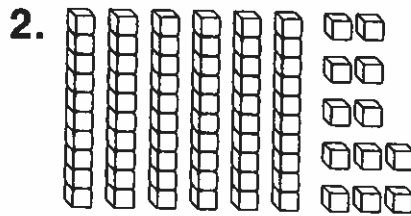
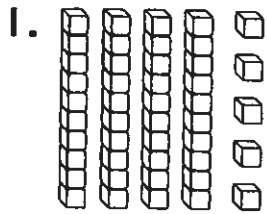


Writing and Reasoning If you have thirteen starfish and you give ten away, how many will you have left? Draw to show your work. Write the numbers.

_____ tens _____ ones = _____ starfish

More Ways to Show Numbers

Match the pictures that show the same number. Write the number the pictures show.











Writing and Reasoning

Draw three ways to show 47.

Make a Number


Write any digit from 0 to 9 in the blank. Then finish the drawing to match.

<p>1. </p> <p></p>	<p>2. </p> <p></p>
<p>3. </p> <p></p>	<p>4. </p> <p></p>



Writing and Reasoning

Finish the drawing to show 120.
Write to explain.



Which Is Less?

Read the sentence. Circle true or false.
Then write the numbers to make the
comparison true.

1. Eric said 66 is less than 51.

true

false

$$\underline{51} < \underline{66}$$

2. Dan said 44 is less than 46.

true

false

$$\underline{\quad} < \underline{\quad}$$

3. Anna said 81 is less
than 77.

true

false

$$\underline{\quad} < \underline{\quad}$$

4. Shanta said 90 is less
than 70.

true

false

$$\underline{\quad} < \underline{\quad}$$

5. Lars said 22 is less
than 33.

true

false

$$\underline{\quad} < \underline{\quad}$$

6. Kerry said 49 is less
than 24.

true

false


$$\underline{\quad} < \underline{\quad}$$



Writing and Reasoning Write four numbers
that are less than 61.

Name _____

Paw Prints

Color the numbers that are less than 50 .

Color the numbers that are greater than 70 .

73 98 56 61
55 39
74 97 57
75 60
95 96 38
54 34 58 37
76 77
94 35 36 59
93 78



Writing and Reasoning Which numbers above are both greater than 50 and less than 70?

What Is My Number?

Read the riddle. Write the number.

1. 47 is 10 less than my number.
67 is 10 more than my number.
What is my number?

2. 75 is 10 more than my number.
55 is 10 less than my number.
What is my number?

3. 71 is 10 less than my number.
What is my number?

4. 100 is 10 more than my number.
What is my number?

5. My number is 10 more than 88.
What is my number?

6. My number is 10 less than 10.
What is my number?



Writing and Reasoning Write your own riddle.

Different Difference

Solve. Cross out the subtraction in each row with the difference that does not match.

1. $80 - 30 = \underline{50}$	$60 - 20 = \underline{40}$	$70 - 20 = \underline{50}$
2. $70 - 50 = \underline{\quad}$	$30 - 20 = \underline{\quad}$	$80 - 70 = \underline{\quad}$
3. $90 - 30 = \underline{\quad}$	$70 - 10 = \underline{\quad}$	$50 - 20 = \underline{\quad}$
4. $60 - 40 = \underline{\quad}$	$90 - 80 = \underline{\quad}$	$50 - 40 = \underline{\quad}$
5. $40 - 20 = \underline{\quad}$	$60 - 30 = \underline{\quad}$	$20 - 0 = \underline{\quad}$
6. $90 - 20 = \underline{\quad}$	$70 - 10 = \underline{\quad}$	$80 - 10 = \underline{\quad}$
7. $80 - 40 = \underline{\quad}$	$60 - 20 = \underline{\quad}$	$50 - 20 = \underline{\quad}$



Writing and Reasoning How could you change one number in Exercise 1 to make each difference match? Explain.

Add Some Color

1	2	3	4	5	6	7	8	9	10
11	12	13	14	15	16	17	18	19	20
21	22	23	24	25	26	27	28	29	30
31	32	33	34	35	36	37	38	39	40
41	42	43	44	45	46	47	48	49	50
51	52	53	54	55	56	57	58	59	60
61	62	63	64	65	66	67	68	69	70
71	72	73	74	75	76	77	78	79	80
81	82	83	84	85	86	87	88	89	90
91	92	93	94	95	96	97	98	99	100

Use the hundred chart to add. Color the sum.

1. $40 + 17 = \underline{\hspace{2cm}}$

2. $24 + 40 = \underline{\hspace{2cm}}$

3. $72 + 3 = \underline{\hspace{2cm}}$

4. $42 + 4 = \underline{\hspace{2cm}}$

5. $20 + 33 = \underline{\hspace{2cm}}$

6. $33 + 2 = \underline{\hspace{2cm}}$

7. $5 + 61 = \underline{\hspace{2cm}}$

8. $14 + 30 = \underline{\hspace{2cm}}$



Writing and Reasoning Explain two ways to use the hundred chart to find a sum of 95.

Use the Clue

Use the clue to write the number you add or subtract. Then solve.

1. The second number is 10 less than the first number.

$$38 - \underline{\quad} = \underline{\quad}$$

2. The second number has 5 more ones than the first number.

$$22 + \underline{\quad} = \underline{\quad}$$

3. The second number has 3 tens and 4 ones.

$$9 + \underline{\quad} = \underline{\quad}$$

4. The second number has 0 tens and 0 ones.

$$55 + \underline{\quad} = \underline{\quad}$$



Writing and Reasoning Write a clue for an addend in the number sentence $15 + 25 = 40$.

Use the Clue

Use the clue to write the number you add or subtract. Then solve.

1. The second number is 10 less than the first number.
2. The second number has 5 more ones than the first number.
3. The second number has 3 tens and 4 ones.
4. The second number has 0 tens and 0 ones.

$$38 - \underline{\quad} = \underline{\quad}$$

$$22 + \underline{\quad} = \underline{\quad}$$

$$9 + \underline{\quad} = \underline{\quad}$$

$$55 + \underline{\quad} = \underline{\quad}$$



Writing and Reasoning Write a clue for an addend in the number sentence $15 + 25 = 40$.
