




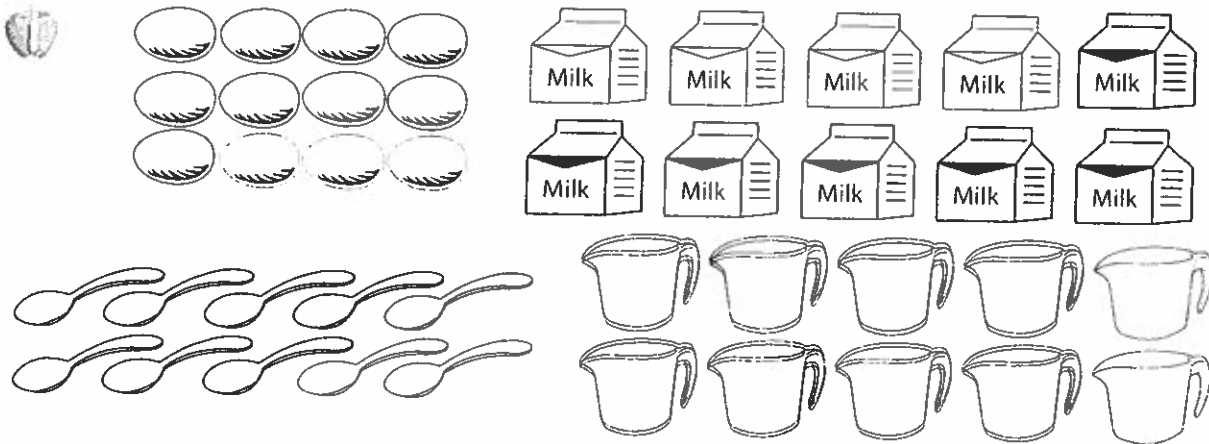


Bake with 9

Recipe	
	2 more than 7
	1 less than 5
	1 less than 9
	3 more than 5



DIRECTIONS Look at the recipe card. 1. Use each clue to find how many: Two more than seven eggs, one less than five milks, one less than nine spoons, three more than five cups. Color that number of objects. 2. Color five circles in the cupcake pan. Color four more. How many did you color in all? Write the number

and write your math sentence.

Name _____


The Art of Numbers to 9



9



5





8

DIRECTIONS 1–3. Look at the art supplies. Draw more objects or mark an X on some if needed to match the number. *Write your math sentence for each.*

Name _____

Addition at the Beach







DIRECTIONS 1-3. Count and tell how many are in each set. Write the numbers and trace the symbol. Tell a friend how many there are in all.

Name _____

Draw and Count



8



10

7



10


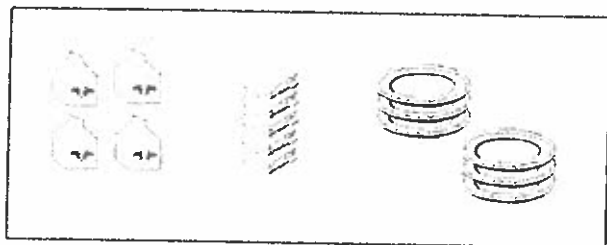
6



10

DIRECTIONS 1–3. Draw ten balloons. Look at the first number. Color that many balloons red. Color the rest of the balloons blue. How many balloons did you color blue? Write the number. Trace the symbols to complete the addition sentence.

Picnic for 8



$$8 = 5 + \underline{\hspace{1cm}}$$



$$8 = 4 + \underline{\hspace{1cm}}$$

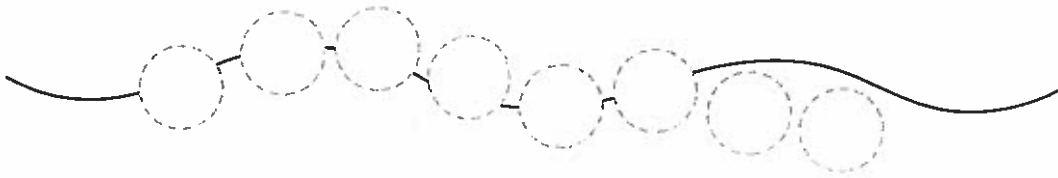


$$8 = \underline{\hspace{1cm}} + \underline{\hspace{1cm}}$$

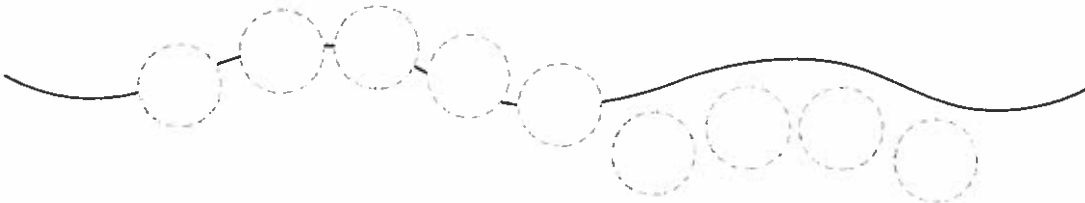
DIRECTIONS Eight friends are having a picnic. They do not have enough of everything they need. 1-3. Count the objects in each set. How many more do the friends need? Draw enough to make 8. Complete the addition sentences to show the number pair that makes 8.

Name _____

Bead Subtraction



_____	_____	_____
_____	_____	_____
_____	_____	_____



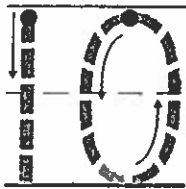

_____	_____	_____
_____	_____	_____
_____	_____	_____



_____	_____	_____
_____	_____	_____
_____	_____	_____

DIRECTIONS 1–3. Tell a subtraction word problem. Color the beads on the string one color. Color the beads that have fallen off another color. Complete the subtraction sentence to show the problem.

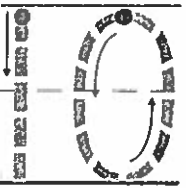

Duck Subtraction



1000 9999 8888 7777

1111 2222 3333 4444

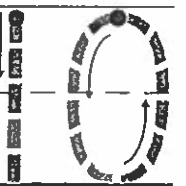

5555 6666 7777 8888



1000 9999 8888 7777

1111 2222 3333 4444

5555 6666 7777 8888



1000 9999 8888 7777

1111 2222 3333 4444

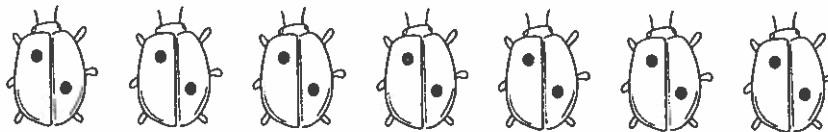
5555 6666 7777 8888

DIRECTIONS 1. Tell a subtraction word problem. Circle and mark an X to show how many are being taken from the set. Write the subtraction sentence.
2-3. Tell a different subtraction word problem. Circle and mark an X to show how many are being taken from the set. Write the subtraction sentence.

Name _____

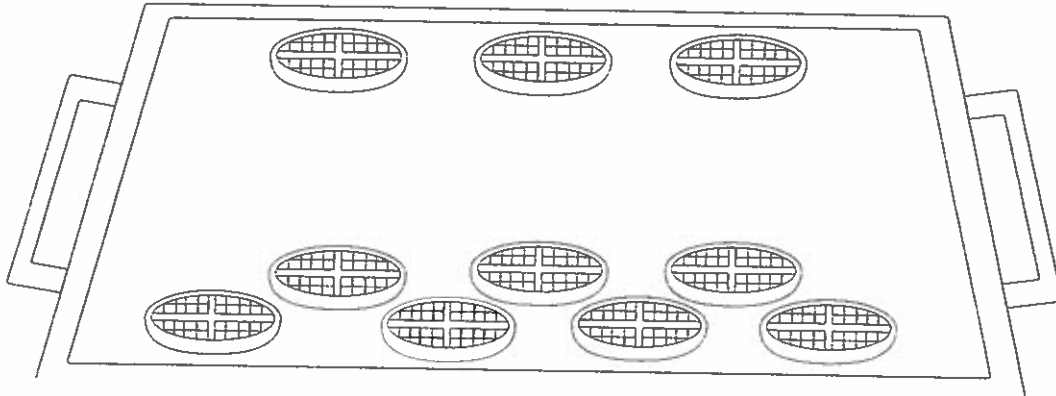
Addition or Subtraction



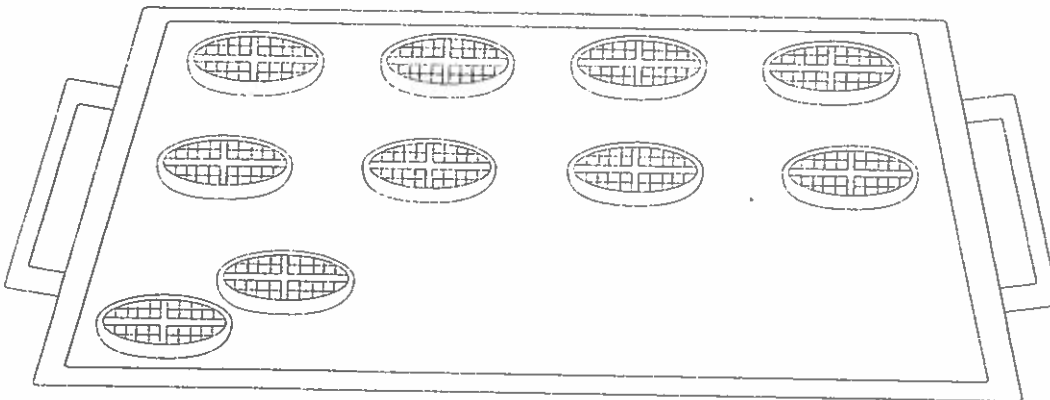


DIRECTIONS: 1. Tell a word problem about the butterflies. Write the number sentence. 2. Tell a word problem about the ladybugs. Write the number sentence.

Show 13 and 14 Waffles




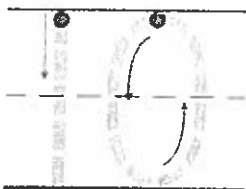
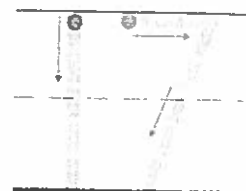

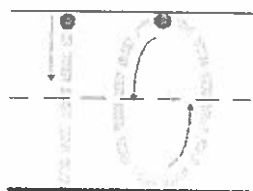
_____ waffles and _____ waffles



_____ waffles and _____ waffles

DIRECTIONS 1. How many waffles are on the platter? Write the number. Draw more waffles to show 13. How many waffles did you draw? Write the number. 2. How many waffles are on the platter? Write the number. Draw more waffles to show 14. How many waffles did you draw? Write the number.

How Many Oranges?



DIRECTIONS 1. Draw 10 oranges on the first platter. Draw more oranges on the second platter to show 16. Trace the number. 2. Look at the oranges you drew in Exercise 1. Complete the addition sentence to match. 3. Draw 10 oranges on the first platter. Draw more oranges on the second platter to show 17. Trace the number. 4. Look at the oranges you drew in Exercise 3. Complete the addition sentence to match.

Count and Match



nineteen

twenty

twenty

eighteen

DIRECTIONS 1. Count the insects in each group. Write the number. Draw a line to match the insects to the correct number word.

Name _____

Compare Numbers



18



20



19

DIRECTIONS 1–3. Model the number with connecting cubes. Draw the cubes. Circle the set of 20 cubes. Draw a line under the set that has a number of cubes two less than 20. Mark an X on the set that has a number of cubes one less than 20.

Name _____

Complete the Hundred Chart

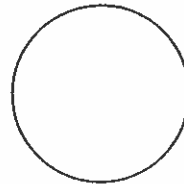
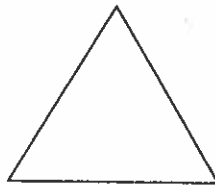

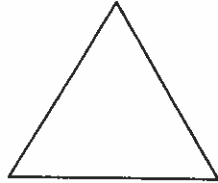


1		3	4		6	7		9	10
11	12		14	15	16		18		20
	22	23	24		26		28	29	30
31	32	33		35	36	37		39	
41		43	44	45		47	48		50
51	52		54	55	56		58		60
	62	63	64		66	67		69	70
71	72			75	76	77	78	79	80
81	82	83	84				88	89	90
91					96	97	98	99	100

DIRECTIONS 1. Point to each number as you count to 100. Tell and write the missing numbers. Find the number that is greater than 76 and less than 78. Circle the number. Find the number that is greater than 98 and less than 100. Draw a line under the number.

Name _____

Size and Shape



big

small

--	--

DIRECTIONS 1. Circle the big shape. 2. Circle the small shape. 3. Draw a set of big shapes and a set of small shapes on the sorting mat.