



JUNE





	Monday	Tuesday	Wednesday	Thursday	Friday	
			1 Complete the missing number sheet.	2 Spell was and saw for a parent	3 Count the stairs in your house.	4
5	6 Count the cylinder shapes in the kitchen.	7 Go on a nature walk. Bring a journal with you.	8 Read a story. Look for words with "ch."	9 Use was and saw in a sentence.	10 Identify the setting in your book.	11
12	13 Help mom or dad make a snack.	14 Lie outside and look at the clouds. Draw what you see.	15 Complete the "Match the Vowel Sound" sheet.	16 Write the names of your family members.	17 Do something nice for someone.	18
19	20 Complete the letter "Ff" paper.	21 Read a rhyming book at home or online. Try to fill in the rhymes.	22 Draw a butterfly with matching wings.	23 Make up a silly song with rhymes.	24 Count the spoons and forks in the drawer. Which has more? How many more?	25
26	27 Write a sentence about your favorite food.	28 Write a story about distance learning.	29 Draw a character in your book.	30 Write a love note to your mom or dad.		





Let's Go on a BUG HUNT!


Go on a bug hunt. When you find the bug, color and write the word below.
















MATCH the picture to
the vowel sound.






a

e

i

o

u



Ff

What begins with Ff?


Draw and label 4 things that begin with the letter Ff.

X _____

X _____

X _____


X _____



JULY



	Monday	Tuesday	Wednesday	Thursday	Friday	
					1 ★ Draw and write the steps for brushing your teeth.	2
3 ★ 4	Enjoy the fireworks!	5 Draw a picture and write about what you did for the 4th of July.	6 Draw and solve. Dad has 3 flowers. Mom has 2. How many flowers in all?	7 Watch a video on the butterfly life cycle.	8 ★ Complete the Lower Case letter matching sheet.	9
10	11 Write down as many "at" family words as you can.	12 ★ Make an ALL ABOUT book about a favorite summer activity.	13 Ask Mom or Dad to read a Piggy and Gerald book with voices.	14 ★ Complete the letter "J" paper.	15 Measure Dad's foot using Q-tips, paper clips, or toothpicks.	16
17	18 Practice writing sight words on the sidewalk with chalk.	19 ★ Complete the patterns paper.	20 Draw things that have the "sh" sound.	21 Paint a picture with watercolors.	22 Count pennies. How many groups of ten can you make?	23
24	25 Read a favorite book. Twice!	26 Tell a pretend story with 3 parts.	27 Look for sight words in the house and write them down.	28 ★ Draw a picture of yourself.	29 Reverse roles. You tell the bedtime story tonight!	30



Here is how I brush my teeth!

Draw and write the steps that show
what you do when you brush your teeth.

1

First, _____

2

Next, _____

3

Then, _____

Matching Lower Case Letters

Write the correct lower case letter on each line.

__A	__B	__C	__D	__E
__F	__G	__H	__I	__J
__K	__L	__M	__N	__O
__P	__Q	__R	__S	__T
__U	__V	__W	__X	__Y
__Z				





Jj

What begins with Jj?

Draw and label 4 things that begin
with the letter Jj.

X _____

X _____


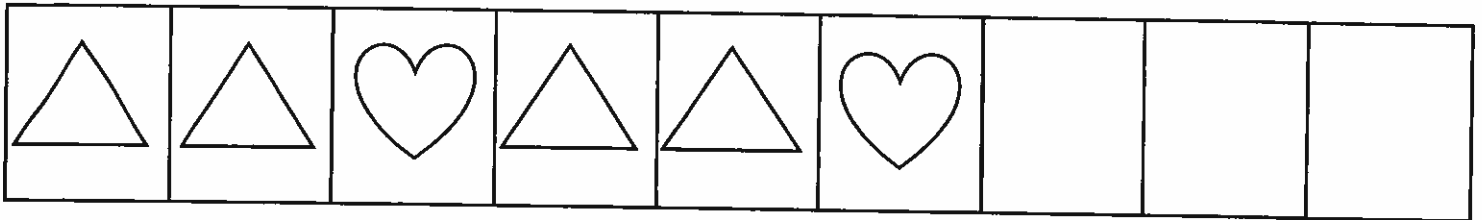

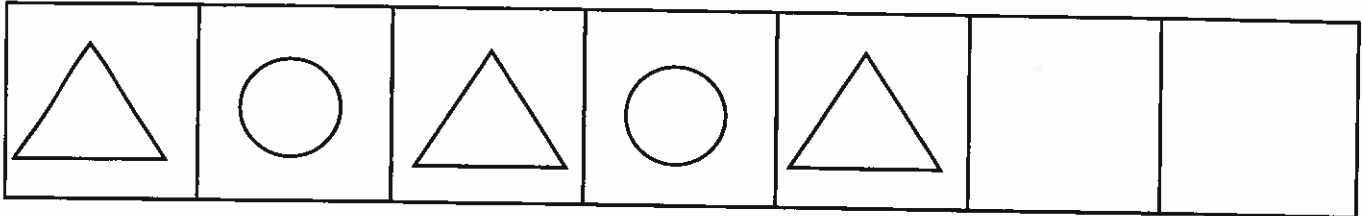
X _____

X _____



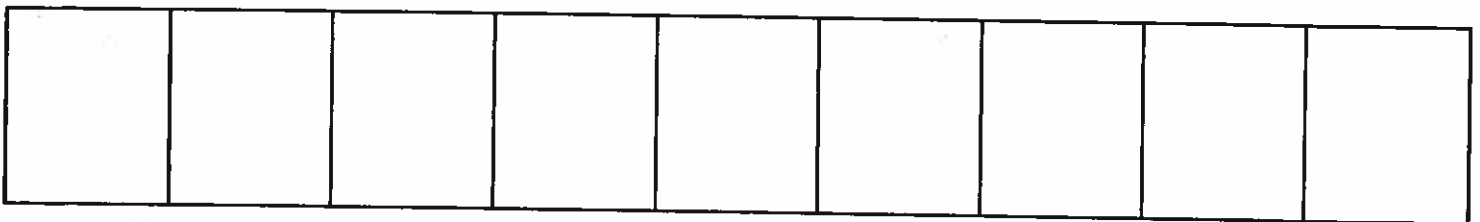
Complete the Pattern!


Complete the patterns below by drawing what comes next.



↓ Start here.


Now, can you make your own pattern?





Draw a picture of
YOU!

MY SELF PORTRAIT



All About

Written and Illustrated by

© Can't Stop Smiling

© Can't Stop Smiling

© Can't Stop Smiling

Handwriting practice lines consisting of two sets of three lines each: a solid top line, a dotted middle line, and a solid bottom line.

© Can't Stop Smiling

Handwriting practice lines consisting of two sets of three lines each: a solid top line, a dotted middle line, and a solid bottom line.